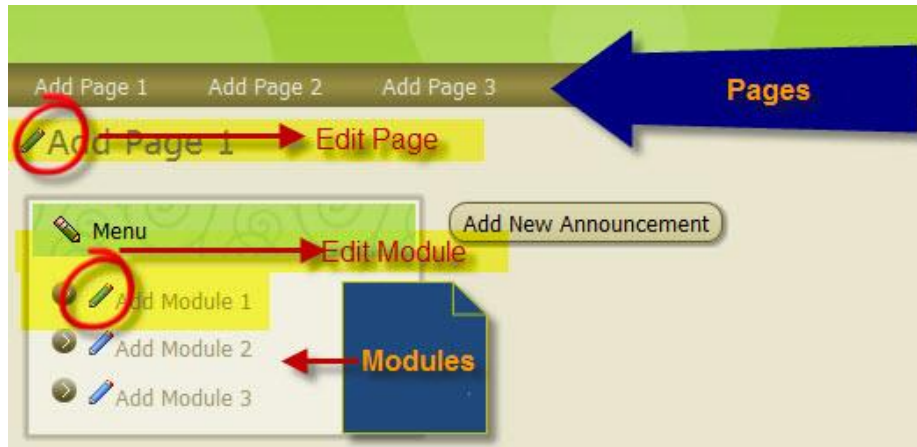


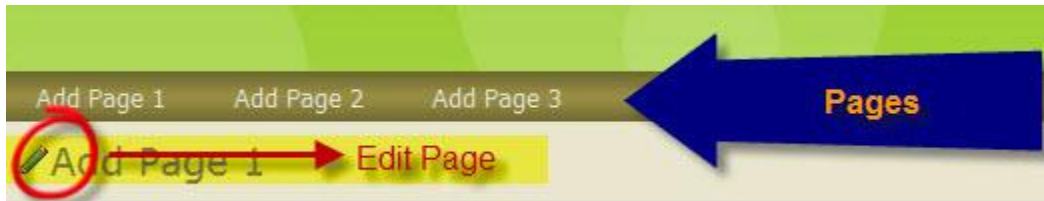
To Delete a PAGE



In the MENU BAR going across the TOP OF YOUR WEBPAGE (*example Add Page 1, Add Page 2*)

Click on the PAGE you wish to DELETE

(*the name of the Page will appear above the menu list for modules*)



CLICK the 

» Page

Manage Pages

Page Title:

Description:

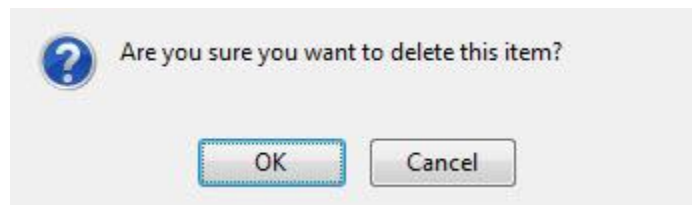
Display Page:

Sort Order:

[Save](#) [Cancel](#) [Delete](#)

Click [Delete](#)

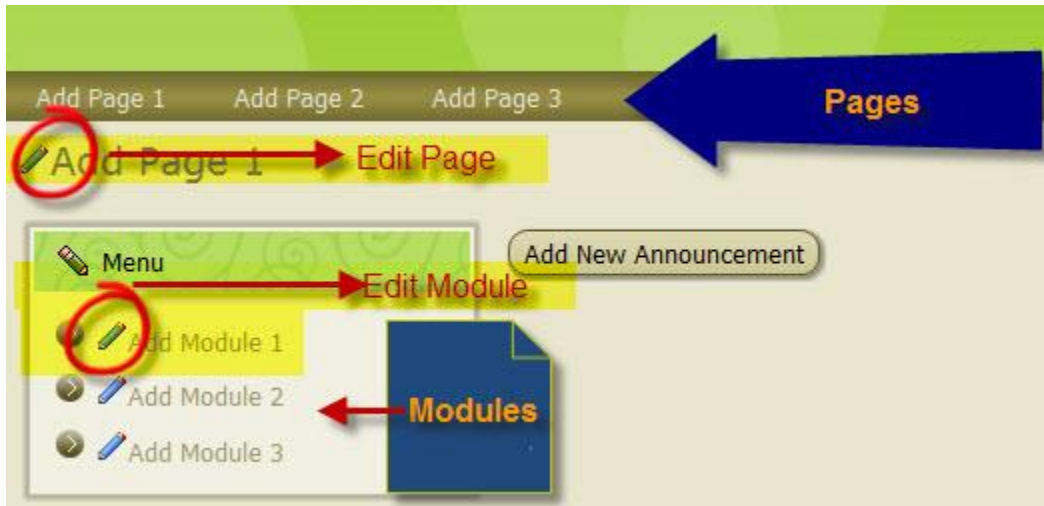
You will receive Are you sure you want to delete this Module?




Click [OK](#) to delete the module.

When your pages REFRESHES the MODULE will no longer appear in the Module List Menu on the left hand side of page.

To Delete a Module

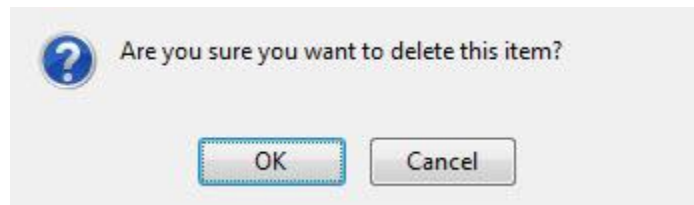


On the Left hand Side of Page, **CLICK** the  that is next to the **MODULE** you wish to **DELETE**



Click 

You will receive Are you sure you want to delete this Module?



Click  to delete the module.

When your pages REFRESHES the MODULE will no longer appear in the Module List Menu on the left hand side of page.